

101. , 50m (13-14)

1.	2010			30.92	I	544
2.	2009	I		31.97	II	492
3.	2010	I	5,	32.73	II	459

101. , 50m (15-17)

1.	2008	I	(),	32.69	II	460
2.	2007	I	,	32.92	II	451
3.	2008	I	,	33.59	II	424

102. , 50m (15-16)

1.	2008		,	26.63		572
2.	2007		/ "World Class",	27.11		542
3.	2008		,	27.32		530

102. , 50m (17-18)

1.	2006		10, - -	28.56	I	463
----	------	--	---------	--------------	---	-----

3. , 200m (13-14)

1.	2009		,	2:11.75		586
2.	2010		,	2:15.13	I	543
3.	2010	I	,	2:16.85	I	523

3. , 200m (15-17)

1.	2008		(),	2:12.37		578
2.	2007		" ",	2:17.58	I	515
3.	2008	I	,	2:20.02	I	488

4. , 200m (15-16)

1.	2008		,	1:59.76	I	571
2.	2008		,	2:00.38	I	562
3.	2007		,	2:00.82	I	556

4. , 200m (17-18)

1.	2005		" ",	1:57.54		604
2.	2006	I	,	2:01.48	I	547
3.	2006		10, - -	2:03.87	I	516


5. , 100m (13-14)

1.	2009		" ",	1:14.95		575
2.	2010	I	,	1:16.32		545
3.	2009		/ "FROKA",	1:17.11	I	528



Всероссийские соревнования по плаванию «Детской Лиги Плавания «Поволжье»

Пенза



22 - 24 сентября 2023

5.									(15-17)
1.	2008	()			1:19.67	I		479	
2.	2008	,			1:19.89	I		475	
3.	2008	I ()			1:24.14	II		407	
6.									(15-16)
1.	2008	,			1:05.82			592	
2.	2008	I " "			1:08.06	I		535	
3.	2008	,			1:08.86	I		517	
6.									(17-18)
1.	2006	I " "			1:08.22	I		532	
2.	2006	I 10, - -			1:11.76	I		457	
3.	2006	II ()			1:14.01	II		416	
7.									(13-14)
1.	2009	I 8,			2:34.85	I		460	
2.	2010	I 10 " "			2:37.88	II		434	
2.	2010	I 10 " "			2:37.88	II		434	
7.									(15-17)
1.	2006	I ()			2:35.55	II		454	
2.	2008	I ()			2:39.69	II		420	
3.	2008	I ,			2:56.32	III		312	
8.									(15-16)
1.	2008	,			2:13.42	I		513	
2.	2008	,			2:16.30	I		481	
3.	2008	II ,			2:36.24	II		319	
9.									(11-12)
1.		,			2:13.74			448	
2.	10 " "	10 " "			2:21.32			379	
3.		,			2:22.81			368	
9.									(13-14)
1.		,			2:08.21			508	
2.	5	5,			2:13.70			448	
3.	10 " "	10 " "			2:16.01			426	
10.									(11-12)
1.		,			2:14.30			298	
2.	10 " "	10 " "			2:19.96			263	
3.		,			2:21.03			257	

10. , 4 x 50m (13-14)

1.				1:54.97	475
2.	()		()	2:00.38	414
3.	" "		" "	2:07.92	345

10. , 4 x 50m (15-16)

1.				1:58.85	430
2.				2:07.60	347

103. , 50m (9-10)

1.	2013 I			34.49	II	392
2.	2013 III			35.89	II	348
3.	2013 III			36.91	III	320

103. , 50m (11-12)

1.	2011 I		1,	34.01	II	409
2.	2011 II		,	34.25	II	400
3.	2012 II		,	34.92	II	378
3.	2011 II		,	34.92	II	378

104. , 50m (11-12)

1.	2011 III		,	34.40	III	265
2.	2011 III	()	,	34.46	III	264
3.	2011 II		,	34.47	III	263

104. , 50m (13-14)

1.	2009 II		,	29.51	II	420
2.	2009 II		,	29.79	II	408
3.	2009 I	()	,	29.95	II	402

13. , 200m (9-10)

1.	2013 I		,	2:28.98	II	405
2.	2013 II		" "	2:34.94	II	360
3.	2013 II		" "	2:36.52	II	350

13. , 200m (11-12)

1.	2012		" "	2:16.99	I	522
2.	2012 I		10 " "	2:21.41	II	474
3.	2011 I		" "	2:22.68	II	462


14. , 200m (11-12)

1.	2011 II		" "	2:13.75	II	410
2.	2011 II		10 " "	2:16.45	II	386
3.	2011 II	()	,	2:17.63	II	376



Всероссийские соревнования по плаванию «Детской Лиги Плавания «Поволжье»

Пенза



22 - 24 сентября 2023

14.		, 200m							(13-14)
1.			2010				2:00.51	I	560
2.			2009				2:03.81	I	517
3.			2009	()			2:05.36	I	498
15.		, 100m							(9-10)
1.			2013	III			1:33.64	III	295
2.			2013	III	" "		1:33.92	III	292
3.			2013	III			1:35.24	III	280
15.		, 100m							(11-12)
1.			2011	I			1:18.47	I	501
2.			2011	I	" "		1:19.88	I	475
3.			2012	II			1:20.16	I	470
16.		, 100m							(11-12)
1.			2011	II	()		1:18.57	II	348
2.			2011	II			1:21.93	III	307
3.			2011	II			1:22.91	III	296
16.		, 100m							(13-14)
1.			2009		" "		1:08.91	I	516
2.			2009	II			1:11.89	II	454
3.			2009	I			1:12.89	II	436
17.		, 200m							(9-10)
1.			2013	II	" "		3:01.87	III	284
2.			2013	III			3:19.41	I	215
3.			2013	III	10 "		3:23.93	I	201
17.		, 200m							(11-12)
1.			2011	I	10 "		2:31.16	I	495
2.			2011	I			2:34.62	I	462
3.			2012	II	" "		2:51.54	II	339
18.		, 200m							(11-12)
1.			2011	II	" "		2:31.60	II	350
2.			2011	II	" "		2:41.08	III	291
3.			2011	II	/ "World Class"		2:45.63	III	268
18.		, 200m							(13-14)
1.			2009	I	()		2:23.01	II	417
2.			2010	II			2:23.92	II	409
3.			2009	I	" "		2:24.26	II	406



105. , 50m (13-14)

1.	2009	(),	28.99	II	494
2.	2010	I 10 " ",	29.27	II	480
3.	2009	I ,	29.44	II	472

105. , 50m (15-17)

1.	2008	(),	28.62	II	514
2.	2008	I ,	28.84	II	502
3.	2007	I ,	28.98	II	495

106. , 50m (15-16)

1.	2007	,	24.23	I	575
2.	2008	,	24.26	I	573
3.	2008	I ,	24.60	I	550

106. , 50m (17-18)

1.	2006	I , ,	25.27	II	507
2.	2006	I " ",	25.88	II	472
3.	2006	II " ",	26.41	II	444

107. , 50m (13-14)

1.	2010	I ,	35.16	I	525
2.	2009	" ",	35.37	I	516
3.	2010	" ",	35.92	I	492

107. , 50m (15-17)

1.	2008	,	36.65	II	463
2.	2008	(),	36.68	II	462
3.	2008	I (),	37.28	II	440

108. , 50m (15-16)

1.	2008	,	30.21	I	563
2.	2008	I " ",	30.82	I	530
3.	2008	I ,	31.60	I	492

108. , 50m (17-18)

1.	2006	I 10, - -	32.94	II	434
2.	2006	II (),	33.35	II	418

23. , 200m (13-14)

1.	2010	I 10 " ",	2:24.29		560
2.	2010	,	2:26.90	I	530
3.	2010	II ,	2:29.50	I	503




23.		, 200m						(15-17)
1.	2007		" "		2:32.18	I	477	
2.	2008	I	(),		2:32.56	I	473	
3.	2008	I	,		2:34.16	I	459	
24.		, 200m						(15-16)
1.	2008		,		2:08.86		550	
2.	2007		(),		2:10.42		531	
3.	2008		(),		2:11.15		522	
24.		, 200m						(17-18)
1.	2006		10, - -		2:09.78		539	
25.		, 100m						(13-14)
1.	2010	I	" "		1:09.71	I	466	
2.	2010	I	10 " "		1:10.24	II	455	
3.	2009	I	8,		1:10.36	II	453	
25.		, 100m						(15-17)
1.	2006	I	(),		1:08.85	I	483	
2.	2008	I	,		1:12.54	II	413	
3.	2008	III	(),		1:13.49	II	397	
26.		, 100m						(15-16)
1.	2007		/ "World Class",		57.57		571	
2.	2008		,		58.01		558	
3.	2008		,		58.82	I	535	
26.		, 100m						(17-18)
1.	2005		" "		1:01.64	I	465	
27.		, 4 x 50m						(11-12)
1.	10 "	"	10 "	"	1:58.57		474	
2.			,		2:02.41		431	
3.			,		2:03.04		424	
27.		, 4 x 50m						(13-14)
1.			,		1:58.53		475	
2.	5		5,		1:59.23		466	
3.	10 "	"	10 "	"	2:01.67		439	
28.		, 4 x 50m						(11-12)
1.	10 "	"	10 "	"	2:01.87		302	
2.			,		2:01.96		301	
3.			,		2:07.86		261	



Всероссийские соревнования по плаванию «Детской Лиги Плавания «Поволжье»

Пенза



22 - 24 сентября 2023

28.	, 4 x 50m						(13-14)
1.					1:44.80		475
2.	()		()	,	1:46.41		454
3.	10 " "		10 " "	,	1:52.57		383

28.	, 4 x 50m						(15-16)
1.					1:44.55		478
2.					1:54.72		362

109.	, 50m						(9-10)
1.		2013 I		,	30.60	II	420
2.		2013 II	" "	,	31.81	III	374
3.		2013 III		,	32.89	I	338

109.	, 50m						(11-12)
1.		2012	" "	,	29.55	II	467
2.		2011 I		1,	29.66	II	462
3.		2011 II		,	29.87	II	452

110.	, 50m						(11-12)
1.		2011 II	10 " "	,	28.59	III	350
2.		2011 II		,	29.23	III	328
3.		2011 II		,	29.34	I	324

110.	, 50m						(13-14)
1.		2009		,	24.50	I	557
2.		2009 II	()	,	25.64	II	486
3.		2009 I	()	,	25.93	II	469

111.	, 50m						(9-10)
1.		2013 I		,	41.79	III	312
2.		2013 III		,	43.39	III	279
3.		2013 I		,	47.25	I	216

111.	, 50m						(11-12)
1.		2011 I			35.48	I	511
2.		2011 II		,	36.36	II	475
3.		2012 II		,	37.01	II	450

112.	, 50m						(11-12)
1.		2011 II		,	35.80	III	338
2.		2011 II	()	,	37.50	III	294
3.		2011 II		,	37.55	III	293

112. , 50m (13-14)

1.	2009	" "	31.98	II	474
2.	2009	I ,	32.43	II	455
3.	2009	II ,	32.80	II	440

33. , 200m (9-10)

1.	2013	II " "	2:48.37	II	352
2.	2013	III ,	2:51.06	II	336
3.	2013	III " "	2:58.27	III	296

33. , 200m (11-12)

1.	2012	" "	2:33.04	I	469
2.	2011	I ,	2:36.54	II	438
3.	2012	II ,	2:43.42	II	385

34. , 200m (11-12)

1.	2011	II " "	2:31.75	II	337
2.	2011	II " "	2:34.58	II	319
3.	2011	II " "	2:38.91	III	293

34. , 200m (13-14)

1.	2010	, "	2:05.72		593
2.	2009	" "	2:16.04	I	468
3.	2009	" "	2:16.74	I	460

35. , 100m (9-10)

1.	2013	II " "	1:24.12	III	265
2.	2013	III 10 " "	1:26.42	III	244
3.	2013	III ,	1:30.08	III	216

35. , 100m (11-12)

1.	2011	I 10 " "	1:08.56	I	489
2.	2011	I 1, "	1:10.97	II	441
3.	2011	I ,	1:11.05	II	440

36. , 100m (11-12)

1.	2011	II " "	1:09.24	II	328
2.	2011	II ,	1:11.49	III	298
3.	2011	II " "	1:11.95	III	292

36. , 100m (13-14)

1.	2009	" "	1:00.34	I	496
2.	2009	II ,	1:01.97	II	458
3.	2009	II ,	1:04.75	II	401

113. , 50m (13-14)

1.	2009	,	10 "	"	30.30	I	520
2.	2010	I			30.54	I	508
3.	2009	I	()	,	31.13	I	480

113. , 50m (15-17)

1.	2006	I	()	,	30.61	I	505
2.	2008	I			31.49	II	464
3.	2008	I			31.67	II	456

114. , 50m (15-16)

1.	2007		/ "World Class",		25.14		647
2.	2008		,		26.75	I	537
3.	2008	I	"	"	27.24	II	509

39. , 100m (13-14)

1.	2010	I	,		1:03.71	I	490
2.	2009	I	8,		1:04.82	II	465
3.	2009	II	5,		1:05.48	II	451

39. , 100m (15-17)

1.	2008		()	,	1:01.24	I	552
2.	2008		()	,	1:02.76	I	513
3.	2007		"	"	1:03.14	I	504

40. , 100m (15-16)

1.	2007		,		53.60		585
2.	2008		,		54.33	I	562
3.	2008	I	,		54.58	I	554

40. , 100m (17-18)

1.	2006	I	,	"	55.40	I	530
2.	2006	II	"	"	59.92	II	419

41. , 200m (13-14)

1.	2009		"	"	2:42.95		563
2.	2009		/ "FROKA",		2:43.11		561
3.	2010		"	"	2:44.49	I	547

41. , 200m (15-17)

1.	2008		()	,	2:51.27	I	485
2.	2008	I	()	,	3:02.64	II	399
3.	2008	I	()	,	3:02.67	II	399

42. , 200m (15-16)

1.	2008	,		2:22.71		596
2.	2008	II	,	2:45.69	II	381
3.	2007	II	,	2:51.89	II	341

42. , 200m (17-18)

1.	2006	I	10, - -	2:36.15	I	455
2.	2006	II	(),	2:42.04	II	407

43. , 100m (13-14)

1.	2010	,		1:05.98		575
2.	2010	I	10 " ",	1:08.28		519
3.	2009	I	,	1:09.22	I	498

43. , 100m (15-17)

1.	2008	I	(),	1:11.45	I	453
2.	2008	I	,	1:11.46	I	453
3.	2007	I	,	1:11.88	I	445

44. , 100m (15-16)

1.	2008	I	,	59.99		522
2.	2008		(),	1:00.16		518
3.	2007		(),	1:00.55		508

44. , 100m (17-18)

1.	2006		10, - -	59.85		526
----	------	--	---------	--------------	--	-----

45. , 100m (13-14)

1.	2009		/ "FROKA",	1:09.19		544
2.	2010		,	1:09.30		542
3.	2009	I	5,	1:10.37	I	517

45. , 100m (15-17)

1.	2008		(),	1:10.38	I	517
2.	2008		(),	1:12.36	I	476
3.	2007		" ",	1:12.39	I	475

46. , 100m (15-16)

1.	2008		,	1:00.13		550
2.	2008		6,	1:00.48		540
3.	2008		,	1:00.92		529

46. , 100m (17-18)

1.	2006	I	" ",	1:01.99	I	502
2.	2005		" ",	1:02.59	I	488
3.	2006	I	,	1:03.90	I	458

47.									2011 - 2014
1.						2:10.02			303
2.						2:18.23			252
3.						2:20.60			239

47.									2009 - 2012
1.						1:54.65			441
2.						1:59.45			390
3.						2:09.23			308

47.									2007 - 2010
1.	5			5,		1:52.41			468
2.				,		1:57.63			409
3.				,		1:57.97			405

115.									(9-10)
1.		2013	I	,		31.63	II		457
2.		2013	III	,		35.30	III		329
3.		2013	III	()	,	37.28	I		279

115.									(11-12)
1.		2011	I	1,		31.08	I		482
2.		2011	I	10 "	"	31.12	I		480
3.		2011	I	,		33.14	II		398

116.									(11-12)
1.		2011	II	" "		30.94	III		347
2.		2012	III	,		31.59	III		326
3.		2011	II	,		32.25	III		306

116.									(13-14)
1.		2010	II	,		29.41	II		404
2.		2010	II	()	,	29.97	II		382
3.		2009	II	,		30.34	III		368

50.									(9-10)
1.		2013	I	,		1:06.66	II		428
2.		2013	II	" "		1:11.87	III		341
3.		2013	I	" "		1:12.83	III		328

50.									(11-12)
1.		2012		" "		1:03.14	I		504
2.		2011	I	10 "	"	1:04.34	II		476
3.		2012	I	10 "	"	1:04.96	II		462



51. , 100m (11-12)

1.	2011	II	10 "	"	1:02.19	II	374
2.	2011	II			1:04.14	III	341
3.	2011	II			1:04.44	III	336

51. , 100m (13-14)

1.	2009				53.90	I	575
2.	2009	I	()		55.14	I	537
3.	2009		"	"	56.62	I	496

52. , 200m (9-10)

1.	2013	III			3:35.98	III	241
2.	2013	I	()		3:41.20	I	225
3.	2013	I			3:48.44	I	204

52. , 200m (11-12)

1.	2011	I			2:47.29	I	520
2.	2011	II			2:53.17	I	469
3.	2012	II			2:53.57	I	466

53. , 200m (11-12)

1.	2011	II			2:53.98	II	329
2.	2011	II	()		2:55.36	II	321
3.	2011	II			2:59.69	III	299

53. , 200m (13-14)

1.	2009		"	"	2:31.66	I	497
2.	2009	II			2:31.86	I	495
3.	2009	I			2:31.95	I	494

54. , 100m (9-10)

1.	2013	III			1:19.71	II	326
2.	2013	II	"	"	1:20.49	II	317
3.	2013	III			1:21.80	III	302

54. , 100m (11-12)

1.	2011	II			1:12.34	I	436
2.	2011	I			1:13.66	II	413
3.	2012	II			1:14.37	II	402

55. , 100m (11-12)

1.	2011	II			1:13.91	III	279
2.	2011	II			1:15.23	III	265
3.	2011	II			1:16.10	III	256



55.		, 100m						(13-14)
1.			2010				59.42	538
2.			2009	II			1:02.94	I 452
3.			2009	I			1:06.47	II 384
56.		, 100m						(9-10)
1.			2013	I			1:17.16	II 392
2.			2013	II	" "		1:22.14	II 325
3.			2013	II	" "		1:22.27	II 324
56.		, 100m						(11-12)
1.			2012		" "		1:10.50	I 515
2.			2011	I	10 "		1:11.46	I 494
3.			2011	I	" "		1:12.68	I 470
57.		, 100m						(11-12)
1.			2011	II	" "		1:11.20	II 331
2.			2011	II			1:11.39	II 328
3.			2011	II	10 "		1:13.47	II 301
57.		, 100m						(13-14)
1.			2009		" "		1:02.07	I 500
2.			2009	I	()		1:02.55	I 489
3.			2009	I			1:03.64	I 464